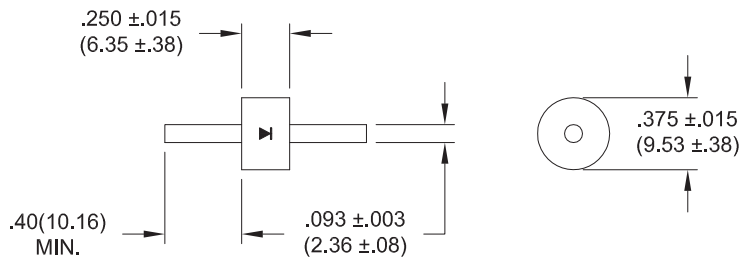


# High Voltage Diodes - Epoxy Molded

1.5A - 3.0A • 200ns • Axial Leaded

ELECTRICAL CHARACTERISTICS AND MAXIMUM RATINGS													
Part Number	Working Reverse Voltage (V <sub>rw</sub> )	Average Rectified Current (I <sub>o</sub> )		Reverse Current @ V <sub>rw</sub> (I <sub>r</sub> )		Forward Voltage (V <sub>f</sub> )		1 Cycle Surge Current t <sub>p</sub> =8.3ms (I <sub>fsm</sub> )	Repetitive Surge Current (I <sub>frm</sub> )	Reverse Recovery Time (3) (T <sub>rr</sub> )	Thermal Impedance θ <sub>J-L</sub>		Junction Cap. @50VDC @ 1kHz (C <sub>j</sub> )
		55°C(1)	100°C(2)	25°C	100°C	25°C		25°C	25°C	25°C	L=.000	L=.250	25°C
	Volts	Amps	Amps	µA	µA	Volts	Amps	Amps	Amps	ns	°C/W	°C/W	pF
K25F	2500	3.00	1.50	2.0	100	6.5	3.0	200	50	200	2.0	4.5	70
K50F	5000	2.20	1.10	2.0	100	9.5	2.2	150	35	200	2.0	4.5	50
K100F	10000	1.50	0.75	2.0	100	13.0	1.5	100	25	200	2.0	4.5	35

(1)TL=55°C L=0.375" (2)TL=100°C L=0.375" (3)I<sub>f</sub>=0.5A, I<sub>r</sub>=1.0A, I<sub>rr</sub>=0.25A \*Op. Temp.= -55°C to +150°C Stg. Temp.= -55°C to +175°C



Dimensions: In. (mm) • All temperatures are ambient unless otherwise noted. • Data subject to change without notice.



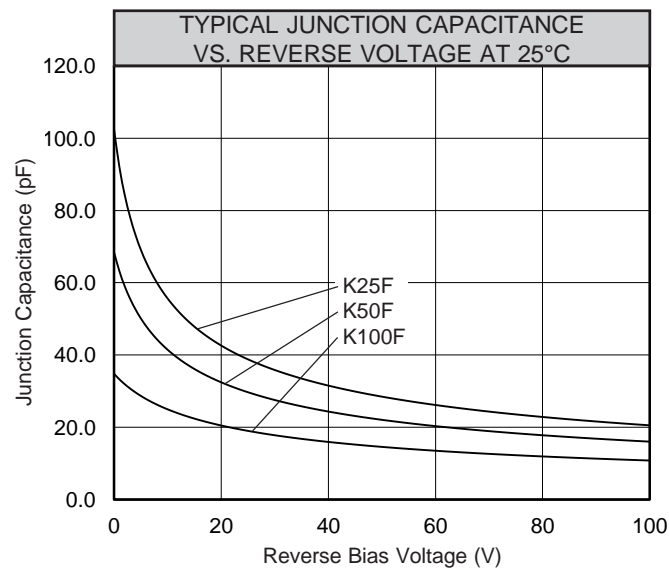
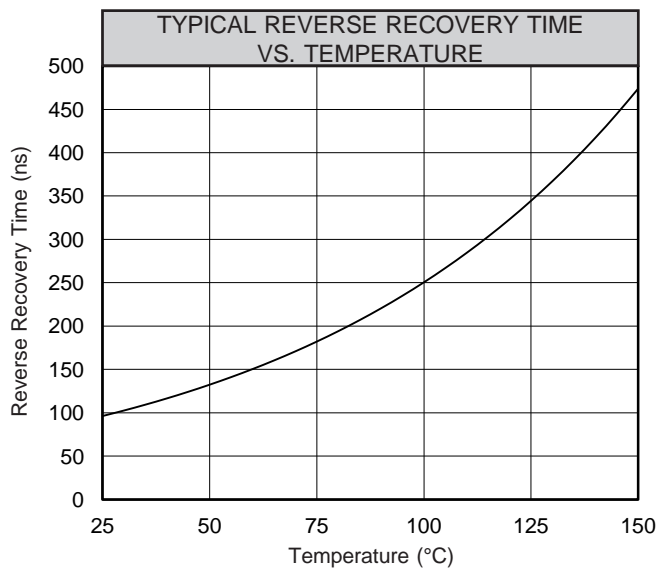
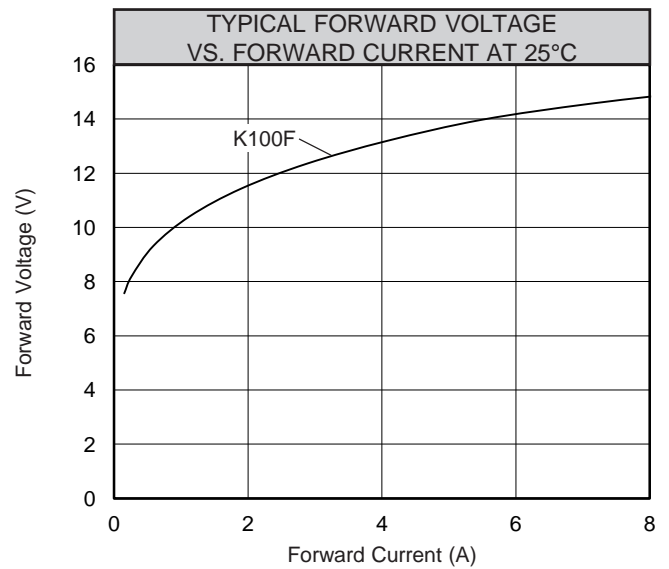
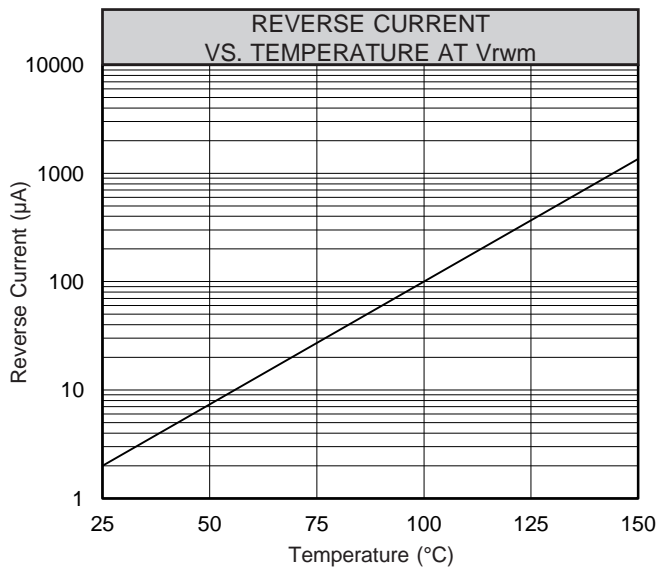
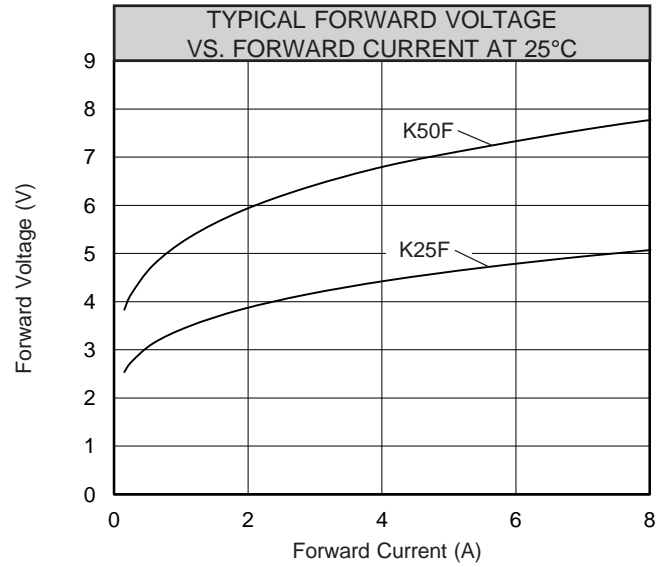
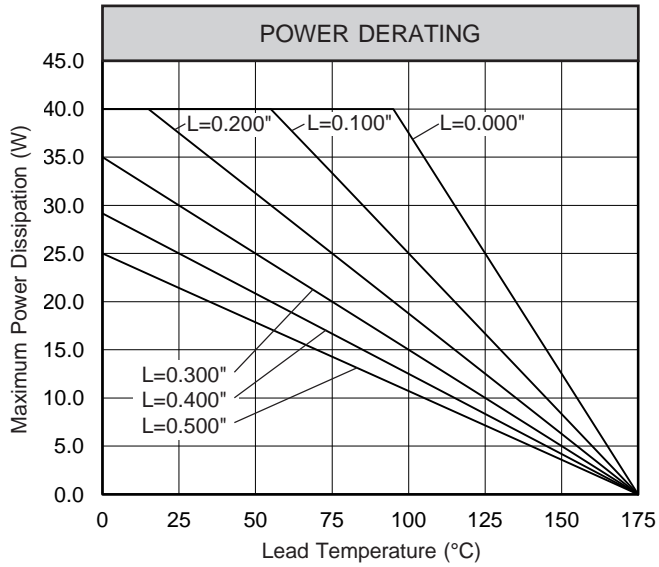
Voltage Multipliers Inc.

8711 W. Roosevelt Ave.  
Visalia, CA 93291 USA

Tel: 559.651.1402  
Fax: 559.651.0740

[www.voltagemultipliers.com](http://www.voltagemultipliers.com)  
[www.highvoltagepowersupplies.com](http://www.highvoltagepowersupplies.com)

# K25F K50F K100F



5