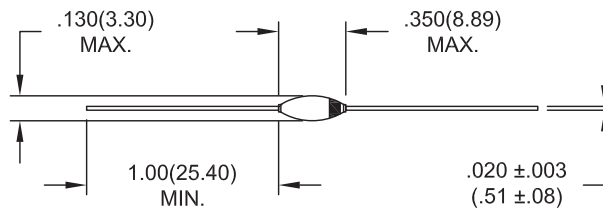


High Voltage High Temp Diode - Axial Lead

10mA • 100ns

ELECTRICAL CHARACTERISTICS AND MAXIMUM RATINGS														
Part Number	Working Reverse Voltage	Average Rectified Current		Reverse Current		Forward Voltage		1 Cycle Surge Current tp=8.3ms	Repetitive Surge Current	Reverse Recovery Time (3)	Thermal Impedance			Junction Cap. @50VDC @ 1kHz
				Vrwm	12kV									
	(Vrwm)	(Io)	25°C	175°C	(Vf)	(Ifsm)	(Ifrm)	(Trr)	L=.000	L=.125	L=.250	25°C		
Volts	mA	mA	µA	µA	Volts	mA	Amps	Amps	ns	°C/W	°C/W	°C/W	pF	
M160UFGHT	16000	10	5	0.1	10.0	35	10	1.0	0.2	100	33	45	65	0.5

(1)TL=55°C L=0.375" (2)TL=100°C L=0.375" (3)If=12.5mA, Ir=25mA, Irr=6.3mA *Op.Temp.= -65°C to +175°C Stg.Temp.= -65°C to +200°C



Dimensions: In. (mm) • All temperatures are ambient unless otherwise noted. • Data subject to change without notice.



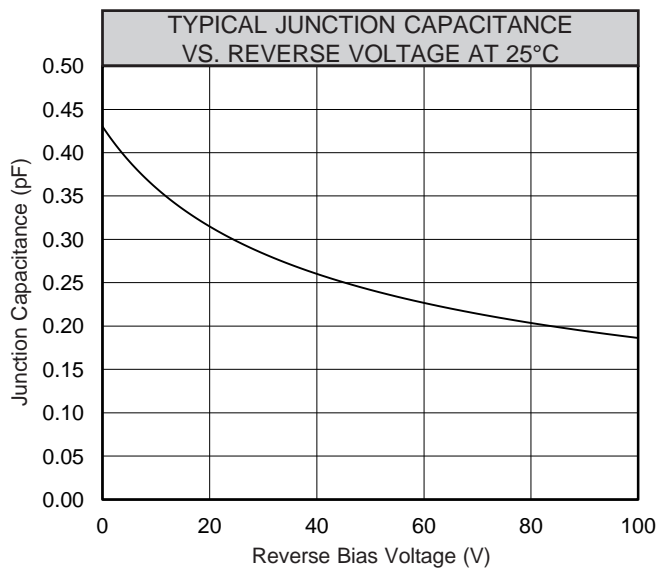
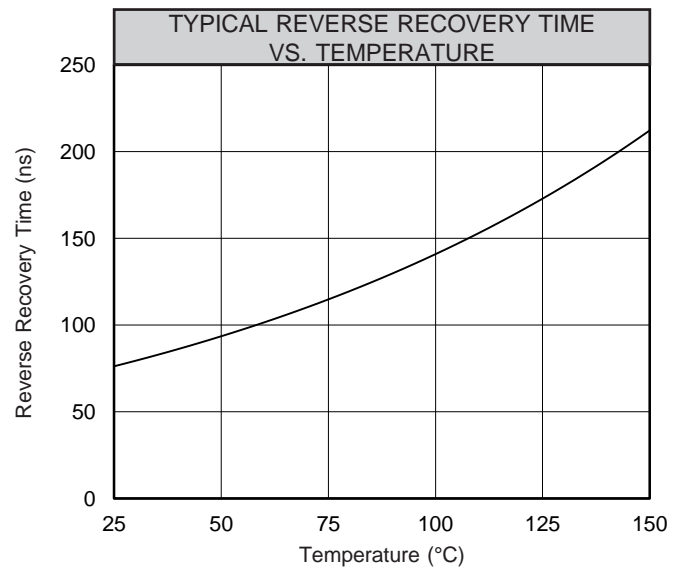
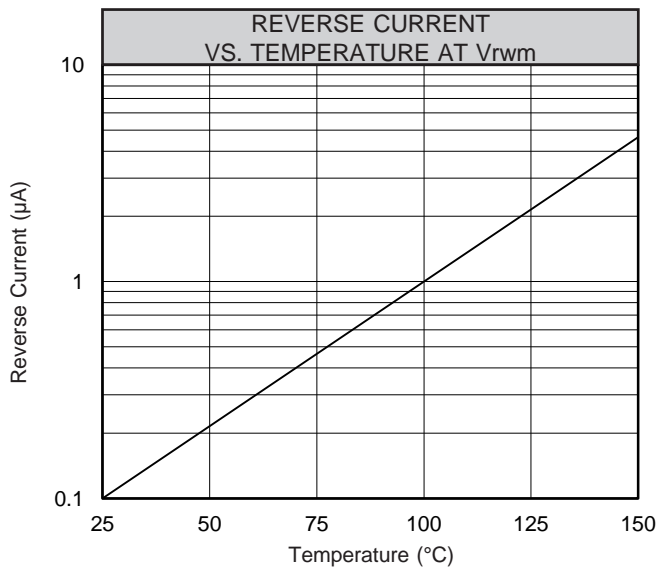
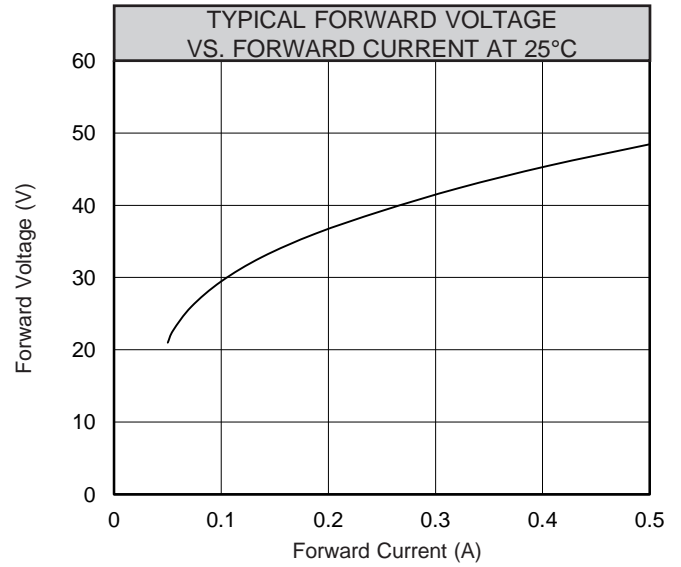
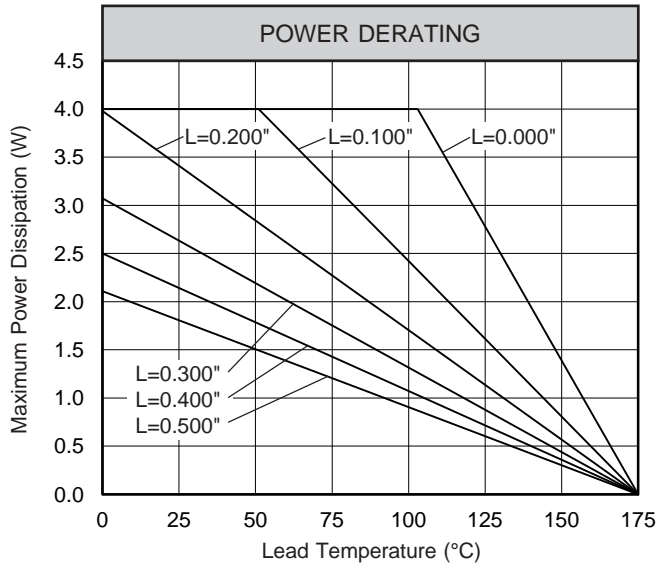
Voltage Multipliers Inc.

8711 W. Roosevelt Ave.
Visalia, CA 93291 USA

Tel: 559.651.1402
Fax: 559.651.0740

www.voltagemultipliers.com
www.highvoltagepowersupplies.com

M160UF8T



4