

High Voltage Rectifiers - Surface Mount

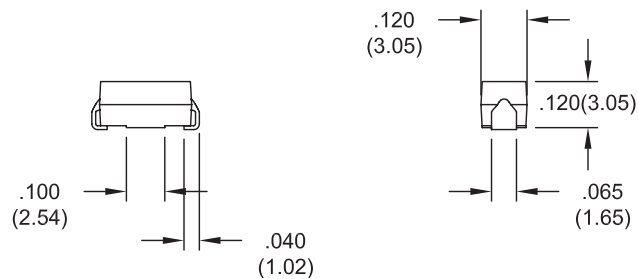
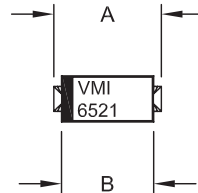
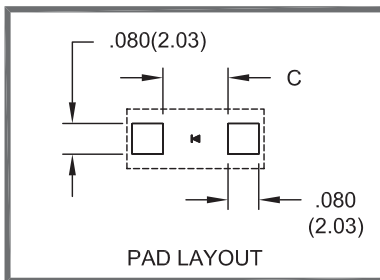
0.15A - 0.50A • 70ns

ELECTRICAL CHARACTERISTICS AND MAXIMUM RATINGS													
Part Number	Working Reverse Voltage (Vrwm)	Average Rectified Current (Io)		Reverse Current @ Vrwm (Ir)		Forward Voltage (Vf)		1 Cycle Surge Current tp=8.3ms (Ifsm)	Repetitive Surge Current (Ifrm)	Reverse Recovery Time (3) (Trr)	Thermal Impd. θ_{J-L}	Junction Cap. @50VDC @1kHz (Cj)	Markings
		55°C(1)	100°C(2)	25°C	100°C	25°C	25°C	25°C	25°C	25°C	25°C	25°C	
	Volts	Amps	Amps	μ A	μ A	Volts	Amps	Amps	Amps	ns	°C / W	pF	
SXF6521	2000	0.500	0.250	0.5	20	3.0	0.500	25	5.00	70	7	8.0	6521
SXF6523	3000	0.250	0.125	0.5	20	5.0	0.250	15	3.00	70	7	4.0	6523
SXF6525	5000	0.150	0.075	0.5	20	7.0	0.150	10	2.00	70	7	3.0	6525

(1)TC=55°C (2)TC=100°C (3)If=125mA, Ir=250mA, Irr=63mA *Op. Temp.= -65°C to +175°C Stg. Temp.= -65°C to +200°C



Part	A	B	C
SXF6521	.240 (6.10)	.200 (5.08)	.130 (3.30)
SXF6523	.280 (7.11)	.240 (6.10)	.170 (4.32)
SXF6525			



Dimensions: In. (mm) • All temperatures are ambient unless otherwise noted. • Data subject to change without notice.



Voltage Multipliers Inc.

8711 W. Roosevelt Ave.
Visalia, CA 93291 USA

Tel: 559.651.1402
Fax: 559.651.0740

www.voltagemultipliers.com
www.highvoltagepowersupplies.com