

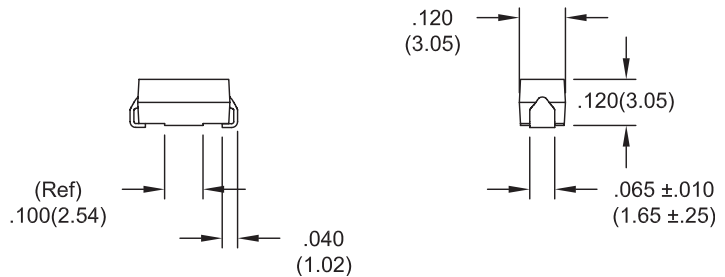
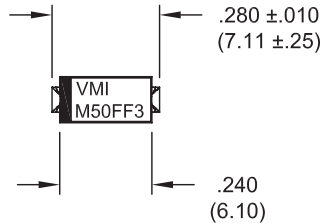
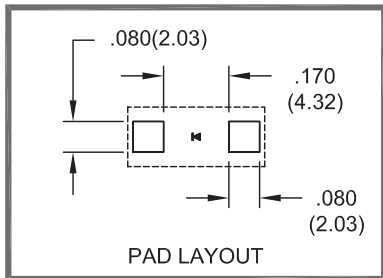
High Voltage Diodes - Surface Mount

0.04A - 0.15A • 30ns

ELECTRICAL CHARACTERISTICS AND MAXIMUM RATINGS													
Part Number	Working Reverse Voltage (Vrwm)	Average Rectified Current (Io)		Reverse Current @ Vrwm (Ir)		Forward Voltage (Vf)		1 Cycle Surge Current tp=8.3ms (Ifsm)	Repetitive Surge Current (Ifrm)	Reverse Recovery Time (Trr)	Thermal Impd. θ_{J-L}	Junction Cap. @50VDC @1kHz (Cj)	Markings
		55°C(1)	100°C(2)	25°C	100°C	25°C	25°C	25°C	25°C	25°C	25°C	25°C	
	Volts	Amps	Amps	μ A	μ A	Volts	Amps	Amps	Amps	ns	°C/W	pF	
SMF50FF3	5000	0.040	0.020	0.1	10	12.5	0.040	2.0	0.40	30 (3)	20	1.0	M50FF3
SXF50FF3	5000	0.150	0.075	1.0	20	12.5	0.150	10	1.00	30 (4)	7	3.0	X50FF3

(1)TL=55°C L=0.375" (2)TL=100°C L=0.375" (3)If=12.5mA, Ir=25mA, Irr=6.3mA (4) If=125mA, Ir=250mA, Irr=63mA
*Op.Temp.= -65°C to +175°C Stg.Temp.= -65°C to +200°C

Tolerance:
.XXX ±.005



Dimensions: In. (mm) • All temperatures are ambient unless otherwise noted. • Data subject to change without notice.



Voltage Multipliers Inc.

8711 W. Roosevelt Ave.
Visalia, CA 93291 USA

Tel: 559.651.1402
Fax: 559.651.0740

www.voltagemultipliers.com
www.highvoltagepowersupplies.com