

High Voltage Diodes - Surface Mount

Original Released: 05-21-15

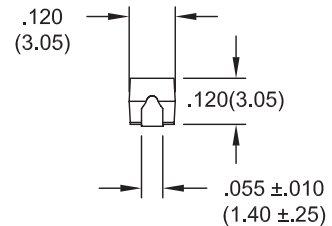
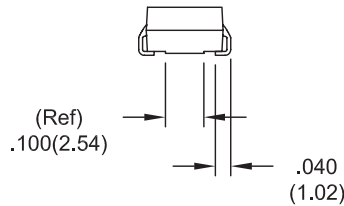
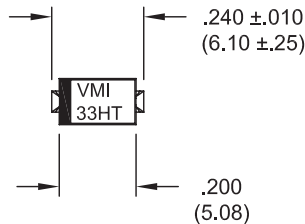
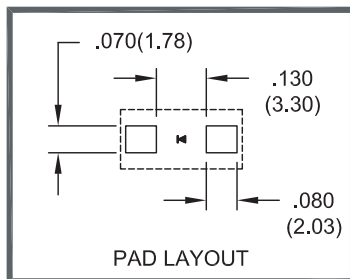
0.05A • 70ns

ELECTRICAL CHARACTERISTICS AND MAXIMUM RATINGS

Part Number	Working Reverse Voltage	Average Rectified Current		Reverse Current @ Vrwm		Forward Voltage		1 Cycle Surge Current tp=8.3ms	Repetitive Surge Current	Reverse Recovery Time (3)	Thermal Impd. θ_{J-L}	Junction Cap. @ 50VDC @ 1kHz
				(Ir)								
	(Vrwm)	(Io)		(Vrwm)	2.5 kV	(Vf)	(Ifsm)	(Ifrm)	(Trr)	25°C	(Cj)	
		55°C(1)	100°C(2)	25°C	175°C	25°C	25°C	25°C	25°C	25°C	25°C	25°C
	Volts	Amps	Amps	μ A	μ A	Volts	Amps	Amps	Amps	ns	°C/W	pF
SMF6533HT	5000	0.050	0.025	0.1	10.0	9.0	0.025	4.0	0.80	70	20	1.0

(1)TL=55°C (2)TL=100°C (3)If=12.5mA, Ir=25.0mA, Irr=6.3mA *Op.Temp. -65°C to +175°C Stg.Temp. -65°C to +200°C

Tolerance:
.XXX ±.005(.13)



Dimensions: In. (mm) • All temperatures are ambient unless otherwise noted. • Data subject to change without notice.



Voltage Multipliers Inc.

8711 W. Roosevelt Ave.
Visalia, CA 93291 USA

Tel: 559.651.1402
Fax: 559.651.0740

www.voltagemultipliers.com
www.highvoltagepowersupplies.com