

# High Voltage Diodes - Axial Lead

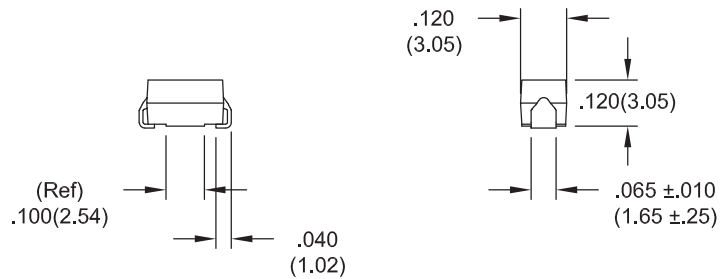
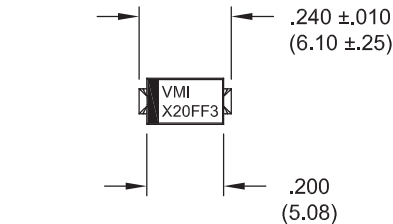
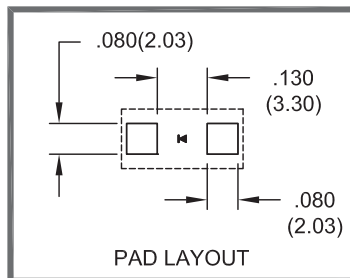
0.42A • 30ns - 50ns

Released: 04-15-08

ELECTRICAL CHARACTERISTICS AND MAXIMUM RATINGS													
Part Number	Working Reverse Voltage (Vrwm)	Average Rectified Current (Io)		Reverse Current @ Vrwm (Ir)		Forward Voltage (Vf)		1 Cycle Surge Current tp=8.3ms (Ifsm)	Repetitive Surge Current (Ifrm)	Reverse Recovery Time (3) (Trr)	Thermal Impd. $\theta_{J-L}$	Junction Cap. @50VDC @1kHz (Cj)	Markings
		55°C(1)	100°C(2)	25°C	100°C	25°C	25°C	25°C	25°C	25°C	25°C	25°C	
	Volts	Amps	Amps	$\mu$ A	$\mu$ A	Volts	Amps	Amps	Amps	ns	°C/W	pF	
SXF20FF3	2000	0.42	0.21	1.0	20	7.5	0.42	16	3	30	20	4.0	X20FF3
SXF20FF5	2000	0.42	0.21	1.0	20	7.5	0.42	16	3	50	20	4.0	X20FF5

(1)TC=55°C (2)TC=100°C (3)If=12.5mA, Ir=25.0mA, Irr=6.3mA \*Op. Temp.= -65°C to +175°C Stg. Temp.= -65°C to +200°C

Tolerance:  
.XXX ±.005



Dimensions: In. (mm) • All temperatures are ambient unless otherwise noted. • Data subject to change without notice.



Voltage Multipliers Inc.

8711 W. Roosevelt Ave.  
Visalia, CA 93291 USA

Tel: 559.651.1402  
Fax: 559.651.0740

www.voltagemultipliers.com  
www.highvoltagepowersupplies.com