

# 7,000V Surface Mount Multiplier

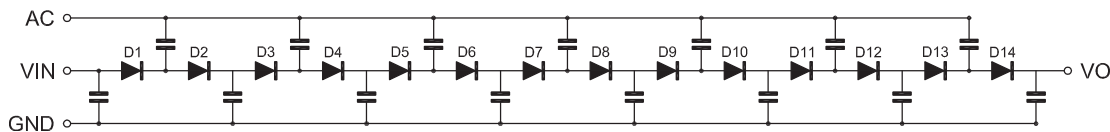
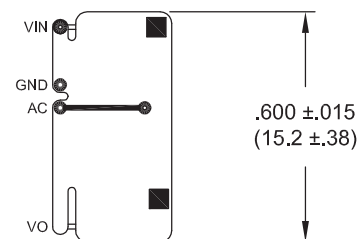
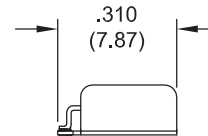
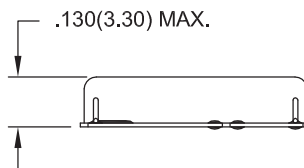
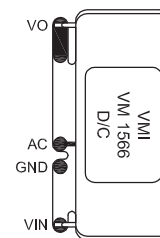
Released: 05-23-08

1.0 $\mu$ A - 50.0 $\mu$ A • 14 Stages

ELECTRICAL CHARACTERISTICS AND MAXIMUM RATINGS						
Part Number	Maximum A.C. Input Voltage	Maximum D.C. Output Voltage (One Multiplier)	Maximum D.C. Output Voltage (Two Multipliers in Series or Floating)	Typical Output Current Range (1)	Typical Frequency	Number of Stages
	V <sub>PP</sub>	V <sub>DC</sub>	V <sub>DC</sub>	$\mu$ A	kHz	
VM1566	1200	0 - 7000	(+ 7000)	1.0 - 50.0	10 - 100	14
Operating Temp: -55°C to +150°C			Storage Temp: -65°C to +150°C			

Plating:  
Electroless Nickel / Immersion Gold  
(ENIG) per IPC-4552.

Tolerance:  
.XXX  $\pm$ .010



Dimensions: In. (mm) • All temperatures are ambient unless otherwise noted. • Data subject to change without notice.



Voltage Multipliers Inc.

8711 W. Roosevelt Ave.  
Visalia, CA 93291 USA

Tel: 559.651.1402  
Fax: 559.651.0740

[www.voltagemultipliers.com](http://www.voltagemultipliers.com)  
[www.highvoltagepowersupplies.com](http://www.highvoltagepowersupplies.com)