

# High Voltage Diodes - Axial Lead

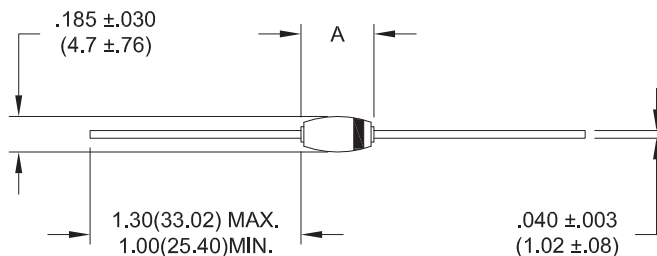
0.5A - 2.0A • 70ns • Hermetic • JANTX • JANTXV

ELECTRICAL CHARACTERISTICS AND MAXIMUM RATINGS														
Part Number	Working Reverse Voltage (V <sub>rwm</sub> )	Average Rectified Current (I <sub>o</sub> )		Reverse Current @ V <sub>rwm</sub> (I <sub>r</sub> )		Forward Voltage (V <sub>f</sub> )		1 Cycle Surge Current t <sub>p</sub> =8.3ms (I <sub>fsm</sub> )	Repetitive Surge Current (I <sub>frm</sub> )	Reverse Recovery Time (3) (T <sub>rr</sub> )	Thermal Impedance θ <sub>J-L</sub>			Junction Cap. @50VDC @ 1kHz (C <sub>j</sub> )
		55°C(1)	100°C(2)	25°C	100°C	25°C		25°C	25°C	25°C	25°C	L=000	L=.125	L=.250
	Volts	Amps	Amps	µA	µA	Volts	Amps	Amps	Amps	ns	°C/W	°C/W	°C/W	pF
1N6513	2000	2.00	1.50	1.0	25	3.5	2.00	100	15.00	70	3	6	12	25.0
1N6515	3000	1.50	1.00	1.0	25	6.0	1.50	60	10.00	70	3	6	12	20.0
1N6517	5000	1.00	0.50	1.0	25	8.0	1.00	40	8.00	70	3	6	12	16.0
1N6519	10000	0.50	0.25	1.0	25	13.0	0.50	25	5.00	70	3	6	12	8.0

(1)TL=55°C L=0.375" (2)TL=100°C L=0.375" (3)I<sub>f</sub>=0.5A, I<sub>r</sub>=1.0A, I<sub>rr</sub>=0.25A \*Op. Temp.= -65°C to +175°C Stg. Temp.= -65°C to +200°C



Part	A
1N6513	.310(7.82) MAX. .250(6.35) MIN.
1N6515	.330(8.38) MAX. .270(6.85) MIN.
1N6517	.350(8.89) MAX. .290(7.37) MIN.
1N6519	.400(10.16) MAX. .340(8.64) MIN.



Dimensions: In. (mm) • All temperatures are ambient unless otherwise noted. • Data subject to change without notice.



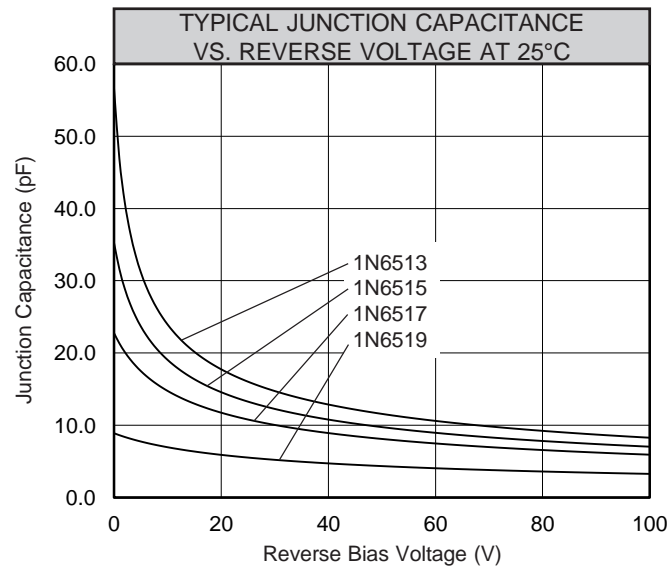
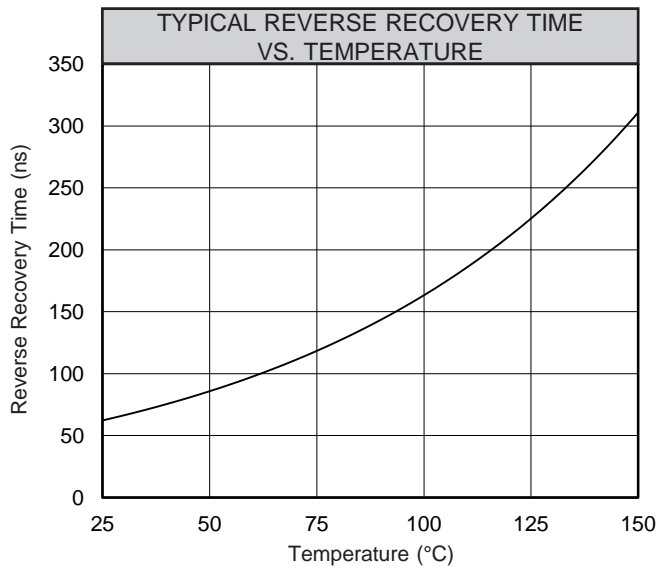
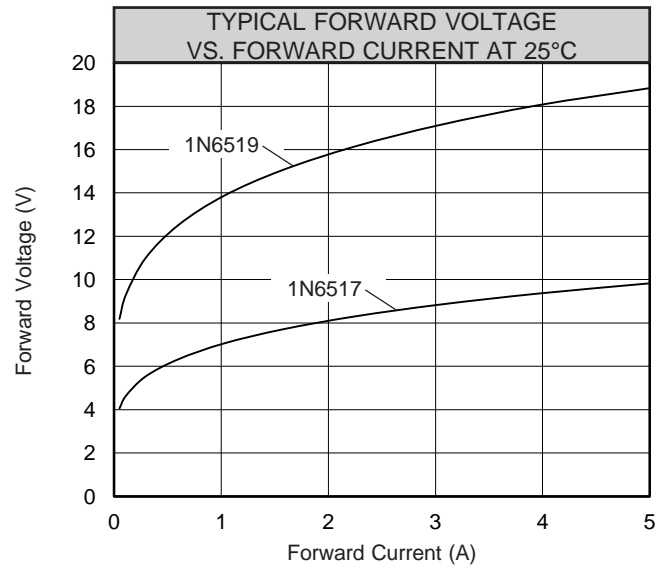
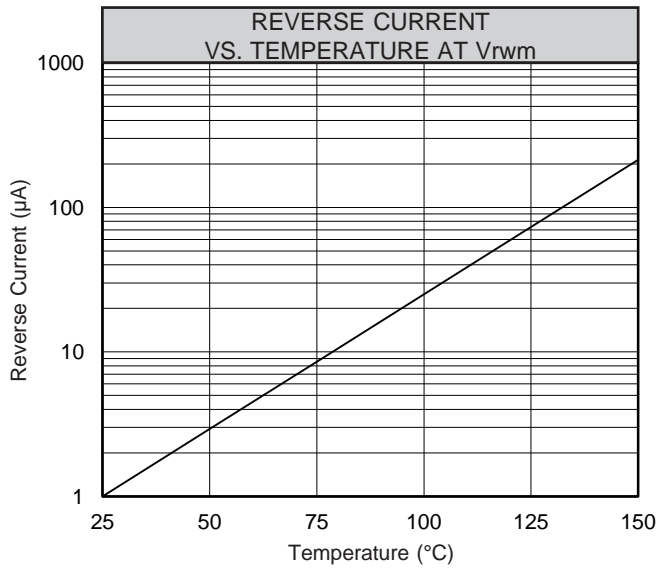
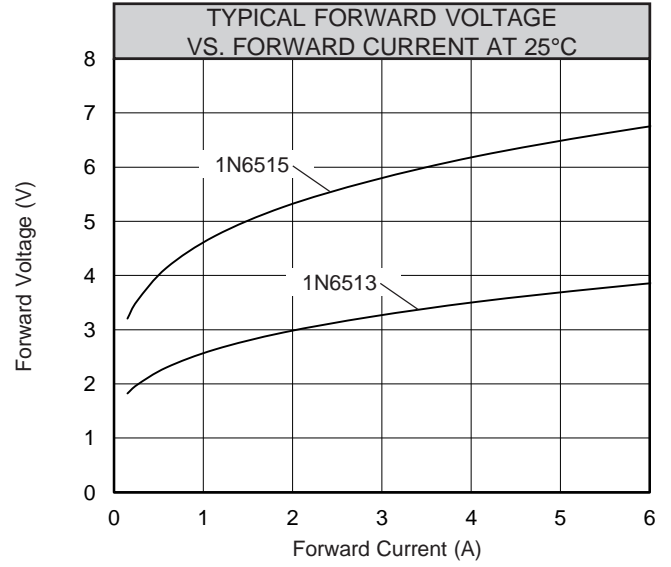
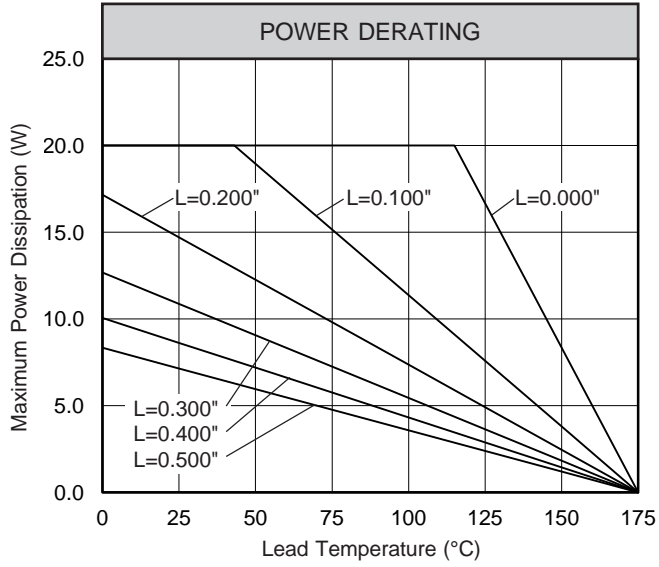
Voltage Multipliers Inc.

8711 W. Roosevelt Ave.  
Visalia, CA 93291 USA

Tel: 559.651.1402  
Fax: 559.651.0740

[www.voltagemultipliers.com](http://www.voltagemultipliers.com)  
[www.highvoltagepowersupplies.com](http://www.highvoltagepowersupplies.com)

# 1N6513 1N6515 1N6517 1N6519



3